Cooper Lighting Solutions Photometric Lab
1121 Highway 74 South
Peachtree City, GA 30269

Cooper Lighting Solutions Photometric Lab
1121 Highway 74 South
Peachtree City, GA 30269

Scaled data based on original data using

LM-79-2024 Approved Method: Electrical and Photometric Measurements of Solid-State Lighting Products

Test Report Prepared for

Cooper Lighting Solutions

Brand: LUMARK

Report Number: P1460314

Luminaire Tested: PRV-P-PB2D-740-U-T2U

Issue Date: 06/09/2026

Test Information

Test Method:	LM-79-2024
Report Number:	P1460314
Test Lab:	INNOVATION CENTER(G3)
Issue Date:	6/9/2026
Manufacturer:	COOPER LIGHTING SOLUTIONS
Product Line:	LUMARK
Catalog Number:	PRV-P-PB2D-740-U-T2U
Description:	PREVAIL PETITE DISCRETE LED 2 SQUARES AT 695MA 70CRI 4000K FIXTURE w/ TYPE II URBAN DISTRIBUTION OPTIC
Light Source:	(20) 4000K CCT, 70 CRI LEDS
Ballast/Driver:	ELECTRONIC DRIVER

Summary

Lumens per Lamp:	N/A
Luminaire Lumens:	12203.2 lumens
Efficiency:	N/A
Efficacy:	129.1 lumens/watt
Luminous Opening:	Rectangular (W 0.67' x L: 0.33' x H: 0')
IES Classification:	Type II - Medium
BUG Rating:	B3 - U0 - G3
Input Watts (W):	94.5
Input Voltage (V):	120
Input Current (Ain):	NR
Voltage Rise (V):	NR
Power Factor:	0.97
Total Harmonic Distortion (THDi):	6.0%
Frequency (hertz):	60
Stabilization Time:	NR
Operation Time:	NR
Ambient Temperature (°C):	NR
Test Distance:	28.75 FT

Cooper Lighting Solutions Photometric Lab
1121 Highway 74 South
Peachtree City, GA 30269

Scaled Data Report

REPORT NUMBER: P1460314
CATALOG NUMBER: PRV-P-PB2D-740-U-T2U

Iso-Footcandle Lines of Horizontal Illumination

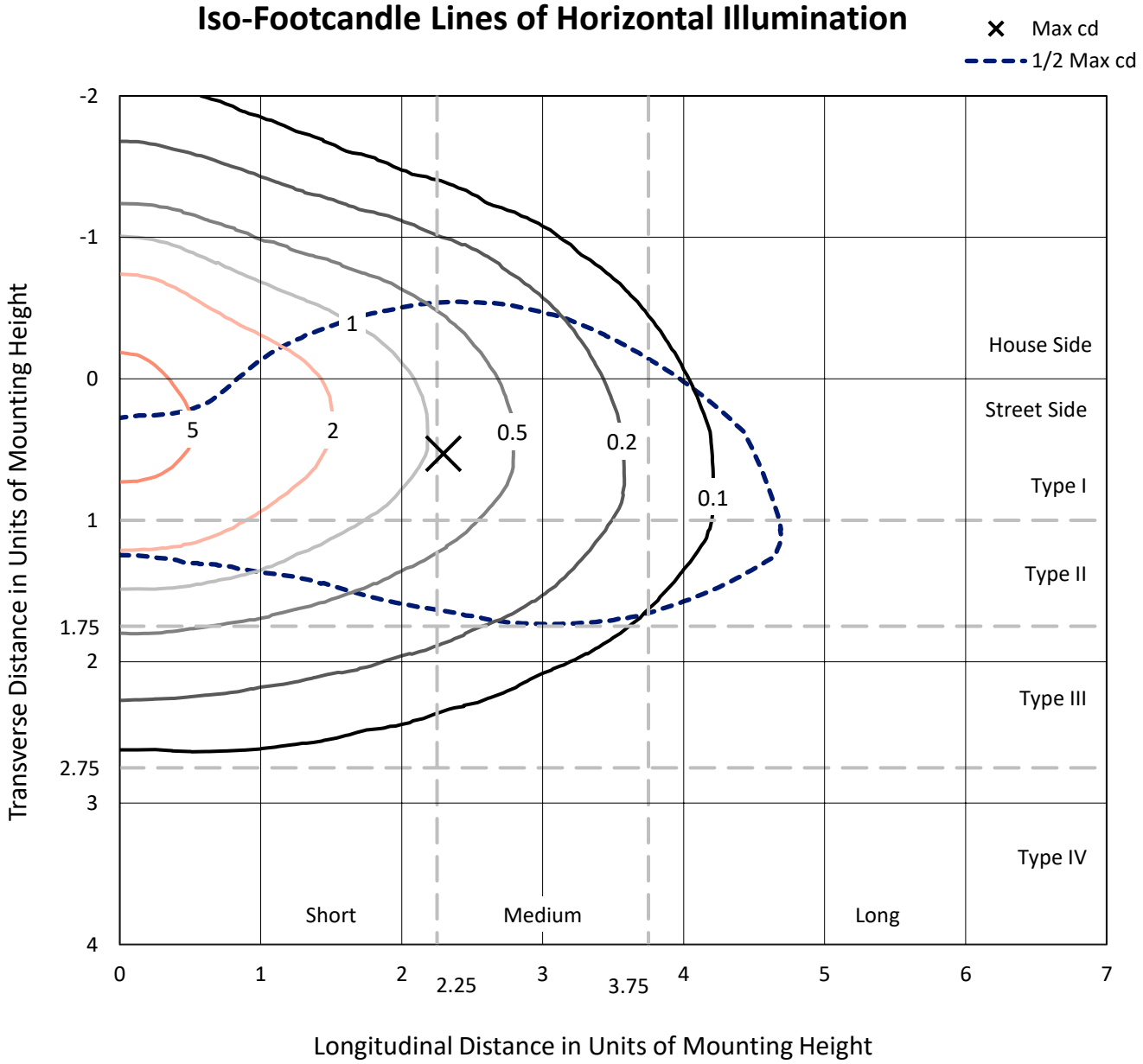

Based on 20 foot mounting height. Maximum calculated value = 6.6 fc
Type II - Medium - N/A

REPORT NUMBER: P1460314
CATALOG NUMBER: PRV-P-PB2D-740-U-T2U

Luminous Intensity Polar Plot

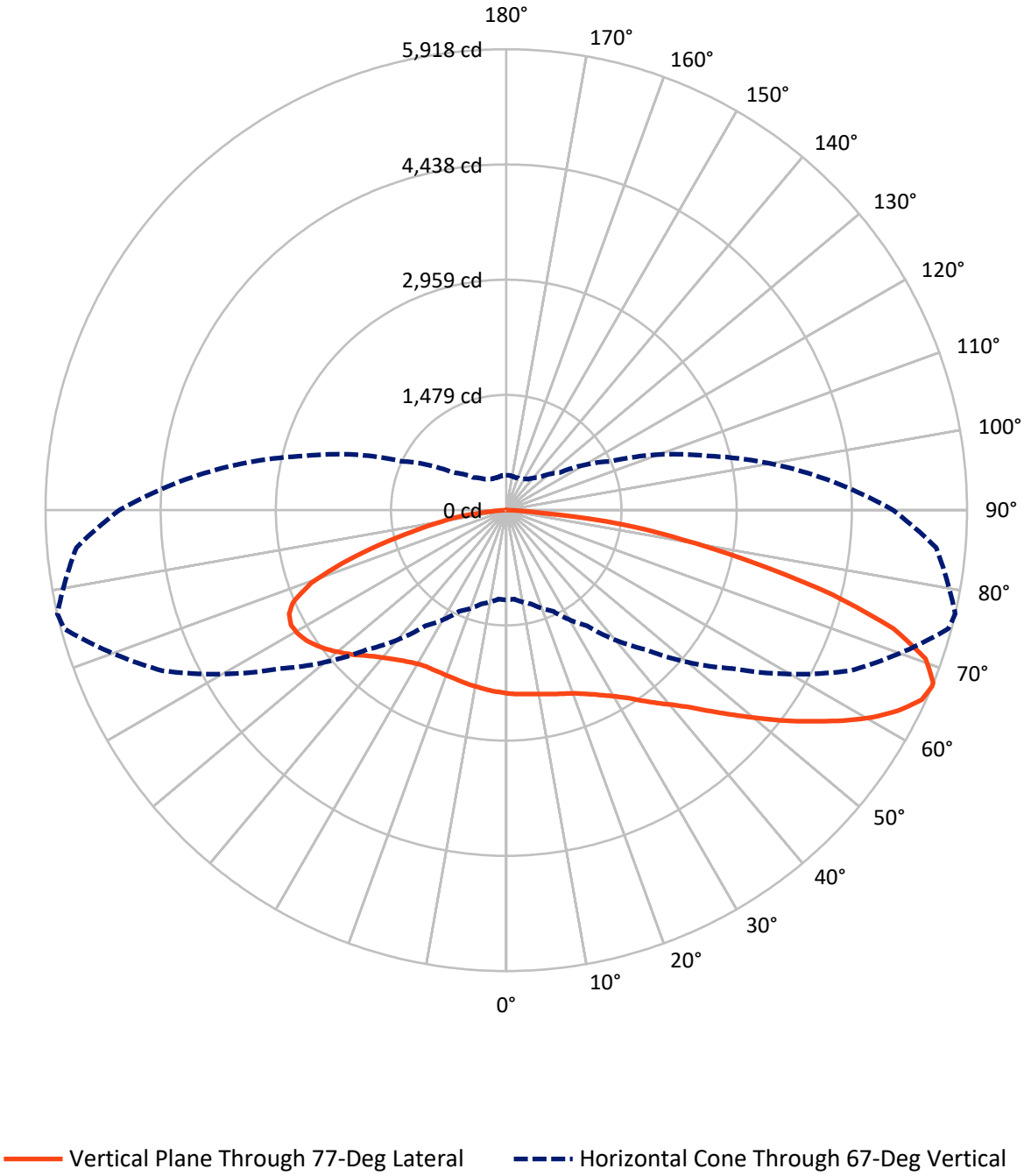

REPORT NUMBER: P1460314
CATALOG NUMBER: PRV-P-PB2D-740-U-T2U

FLUX DISTRIBUTION:

		Downward	Upward	Total
House Side	Lumens	3976.5	0.0	3976.5
	% Fixture	32.6	0.0	32.6
Street Side	Lumens	8226.7	0.0	8226.7
	% Fixture	67.4	0.0	67.4
Total	Lumens	12203.2	0.0	12203.2
	% Fixture	100.0	0.0	100.0

ZONAL LUMENS:

Zone	Lumens	% Fixture
0°-10°	226.2	1.9
10°-20°	688.7	5.6
20°-30°	1172.1	9.6
30°-40°	1681.0	13.8
40°-50°	2134.6	17.5
50°-60°	2348.3	19.2
60°-70°	2268.3	18.6
70°-80°	1426.8	11.7
80°-90°	257.3	2.1
90°-100°	0.0	0.0
100°-110°	0.0	0.0
110°-120°	0.0	0.0
120°-130°	0.0	0.0
130°-140°	0.0	0.0
140°-150°	0.0	0.0
150°-160°	0.0	0.0
160°-170°	0.0	0.0
170°-180°	0.0	0.0
0°-90°	12203.2	100.0
0°-180°	12203.2	100.0

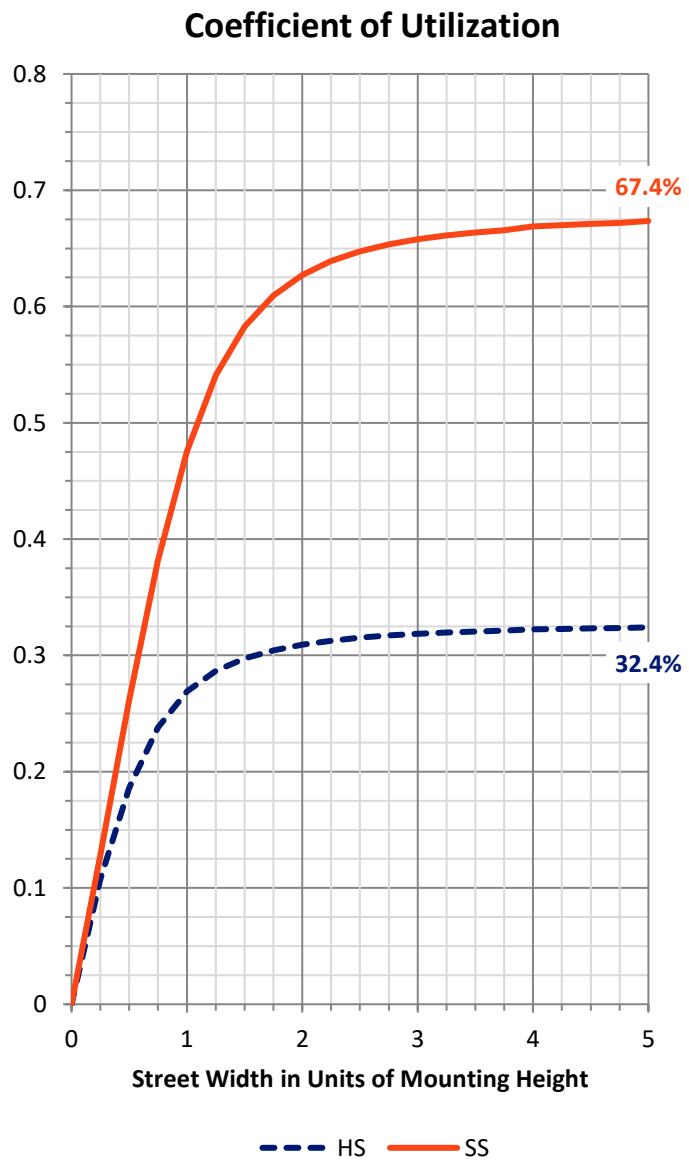

REPORT NUMBER: P1460314
CATALOG NUMBER: PRV-P-PB2D-740-U-T2U

LUMINAIRE CLASSIFICATION SYSTEM LUMEN TABLE AND BUG RATING:

Zone		Lumens	% Fixture	Zone Rating/Lumen Limit B	U	G
FL	(0°-30°)	1211.8	9.9			
FM	(30°-60°)	4224.4	34.6			
FH	(60°-80°)	2610.3	21.4			G2/5000
FVH	(80°-90°)	180.2	1.5			G2/225
BL	(0°-30°)	875.1	7.2	B2/1000		
BM	(30°-60°)	1939.5	15.9	B2/2500		
BH	(60°-80°)	1084.8	8.9	B3/2500		G3/2500
BVH	(80°-90°)	77.1	0.6			G1/100
UL	(90°-100°)	0.0	0.0		U0/0	
UH	(100°-180°)	0.0	0.0		U0/0	

BUG Rating: B3-U0-G3
Type II Medium

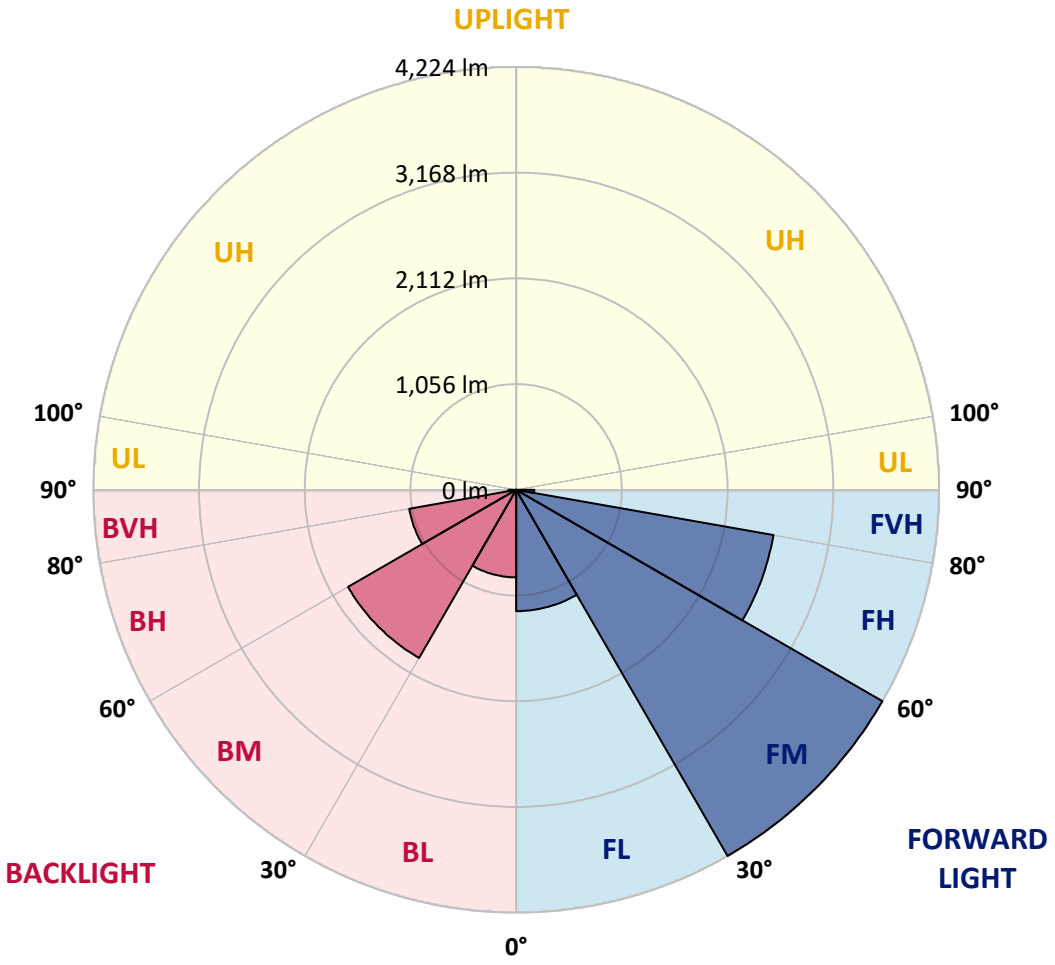

REPORT NUMBER: P1460314
CATALOG NUMBER: PRV-P-PB2D-740-U-T2U

CANDELA DISTRIBUTION (FULL):

	0°	5°	15°	25°	35°	45°	55°	65°	75°	77°	85°
0°	2353.9	2353.9	2353.9	2353.9	2353.9	2353.9	2353.9	2353.9	2353.9	*2353.9*	2353.9
2.5°	2393.5	2402.9	2406.6	2408.5	2408.5	2395.3	2391.6	2370.8	2367.1	*2363.3*	2344.5
5°	2485.8	2480.1	2489.6	2478.3	2476.4	2448.1	2425.5	2397.2	2370.8	*2370.8*	2350.1
7.5°	2587.6	2583.8	2591.3	2580.0	2540.5	2510.3	2480.1	2427.4	2393.5	*2384.0*	2357.6
10°	2717.6	2704.4	2712.0	2670.5	2640.3	2576.3	2525.4	2461.3	2408.5	*2401.0*	2365.2
12.5°	2823.1	2825.0	2830.7	2791.1	2738.3	2670.5	2595.1	2504.6	2444.3	*2421.7*	2372.7
15°	2926.8	2947.5	2938.1	2902.3	2847.6	2755.3	2657.3	2551.8	2465.1	*2448.1*	2389.7
17.5°	3032.3	3028.6	3028.6	2994.6	2928.7	2843.9	2727.0	2598.9	2495.2	*2476.4*	2406.6
20°	3130.3	3120.9	3122.8	3100.2	3034.2	2941.9	2804.3	2666.7	2544.2	*2510.3*	2429.3
22.5°	3211.4	3226.4	3237.8	3205.7	3139.8	3034.2	2904.2	2738.3	2583.8	*2561.2*	2459.4
25°	3309.4	3316.9	3335.8	3320.7	3264.1	3164.3	3009.7	2830.7	2653.5	*2621.5*	2502.8
27.5°	3414.9	3416.8	3443.2	3441.3	3362.1	3269.8	3115.3	2921.1	2730.8	*2693.1*	2549.9
30°	3550.6	3544.9	3571.3	3560.0	3475.2	3375.3	3218.9	3019.1	2808.1	*2774.1*	2617.7
32.5°	3661.8	3673.1	3678.8	3684.4	3599.6	3494.1	3335.8	3139.8	2915.5	*2875.9*	2706.3
35°	3769.2	3769.2	3789.9	3788.1	3714.6	3626.0	3471.4	3267.9	3049.3	*3004.1*	2826.9
37.5°	3844.6	3859.7	3876.6	3882.3	3806.9	3724.0	3603.4	3413.0	3192.5	*3141.6*	2953.2
40°	3857.8	3882.3	3950.1	3967.1	3893.6	3822.0	3733.4	3567.6	3333.9	*3286.8*	3096.4
42.5°	3887.9	3927.5	3978.4	4016.1	3952.0	3887.9	3850.3	3714.6	3503.5	*3458.3*	3271.7
45°	3750.4	3754.1	3842.7	3940.7	3942.6	3925.6	3961.4	3895.5	3714.6	*3682.5*	3480.9
47.5°	3588.3	3558.1	3629.8	3782.4	3876.6	3948.3	4061.3	4074.5	3952.0	*3925.6*	3714.6
50°	3171.8	3196.3	3388.5	3580.8	3750.4	3925.6	4148.0	4291.3	4234.7	*4197.0*	3967.1
52.5°	2723.3	2734.6	2949.4	3354.6	3592.1	3891.7	4202.7	4504.2	4500.4	*4492.9*	4238.5
55°	2433.0	2436.8	2666.7	2994.6	3396.1	3763.6	4232.8	4707.8	4807.6	*4783.1*	4530.6
57.5°	2127.7	2144.7	2325.6	2572.5	3141.6	3588.3	4217.8	4867.9	5114.8	*5097.9*	4809.5
60°	1830.0	1873.3	1973.2	2227.6	2813.7	3362.1	4132.9	5005.5	5408.8	*5401.3*	5107.3
62.5°	1558.6	1581.2	1677.3	1928.0	2418.0	3109.6	3989.7	5062.1	5653.8	*5661.4*	5329.7
65°	1341.8	1347.5	1434.2	1647.1	2067.4	2810.0	3763.6	5009.3	5838.5	*5866.8*	5503.1
67°	*1151.5*	*1145.8*	*1247.6*	*1434.2*	*1814.9*	*2531.0*	*3543.1*	*4875.5*	*5878.1*	*5917.7*	*5542.6*
67.5°	1079.9	1091.2	1208.0	1383.3	1765.9	2459.4	3469.6	4826.5	5868.7	*5913.9*	5520.0
70°	780.2	789.7	963.0	1159.0	1473.8	2088.1	3077.6	4487.3	5670.8	*5714.1*	5243.0
72.5°	591.8	597.4	761.4	955.5	1225.0	1722.5	2617.7	4031.2	5133.7	*5201.5*	4692.7
75°	473.0	467.4	588.0	774.6	985.7	1387.1	2058.0	3239.6	4223.4	*4323.3*	3810.7
77.5°	365.6	361.8	418.4	606.8	787.8	1055.4	1511.5	2457.5	3262.3	*3241.5*	2887.2
80°	229.9	235.6	250.7	399.5	559.7	733.1	1012.0	1577.4	2242.7	*2299.2*	2044.8
82.5°	118.7	130.0	139.5	216.7	297.8	407.1	640.8	995.1	1485.1	*1517.1*	1375.8
85°	24.5	22.6	32.0	54.7	84.8	133.8	192.2	320.4	431.6	*476.8*	422.2
87.5°	1.9	1.9	3.8	3.8	3.8	5.7	11.3	11.3	9.4	*9.4*	9.4
90°	0.0	0.0	0.0	0.0	0.0	0.0	0.0	0.0	0.0	*0.0*	0.0

REPORT NUMBER: P1460314
CATALOG NUMBER: PRV-P-PB2D-740-U-T2U

CANDELA DISTRIBUTION (continued):

	90°	95°	105°	115°	125°	135°	145°	155°	165°	175°	180°
0°	2353.9	2353.9	2353.9	2353.9	2353.9	2353.9	2353.9	2353.9	2353.9	2353.9	2353.9
2.5°	2352.0	2342.6	2336.9	2327.5	2325.6	2329.4	2318.1	2314.3	2303.0	2295.5	2297.3
5°	2352.0	2340.7	2323.7	2299.2	2293.6	2291.7	2278.5	2261.5	2248.3	2244.6	2235.1
7.5°	2346.3	2335.0	2306.8	2280.4	2255.9	2242.7	2231.4	2216.3	2189.9	2173.0	2174.8
10°	2346.3	2327.5	2289.8	2254.0	2222.0	2193.7	2173.0	2154.1	2135.3	2112.6	2116.4
12.5°	2352.0	2329.4	2278.5	2227.6	2184.3	2152.2	2124.0	2101.3	2086.3	2059.9	2059.9
15°	2359.5	2325.6	2261.5	2201.2	2150.3	2108.9	2071.2	2050.5	2033.5	2020.3	2018.4
17.5°	2365.2	2327.5	2246.5	2169.2	2103.2	2054.2	2022.2	2007.1	1997.7	1988.3	1984.5
20°	2378.4	2335.0	2237.0	2142.8	2065.5	2007.1	1980.7	1971.3	1973.2	1961.9	1960.0
22.5°	2408.5	2344.5	2227.6	2114.5	2016.5	1967.5	1941.1	1928.0	1931.7	1924.2	1924.2
25°	2431.1	2367.1	2225.7	2090.0	1984.5	1922.3	1894.0	1884.6	1884.6	1877.1	1871.4
27.5°	2467.0	2393.5	2220.1	2067.4	1943.0	1877.1	1841.3	1830.0	1820.5	1818.6	1816.8
30°	2531.0	2436.8	2231.4	2033.5	1899.7	1820.5	1775.3	1760.2	1756.5	1756.5	1752.7
32.5°	2598.9	2500.9	2254.0	2022.2	1858.2	1754.6	1707.5	1688.6	1690.5	1681.1	1681.1
35°	2708.2	2578.1	2287.9	2024.1	1816.8	1686.7	1635.8	1622.6	1609.5	1600.0	1600.0
37.5°	2813.7	2674.3	2327.5	2016.5	1782.8	1632.1	1566.1	1526.5	1517.1	1507.7	1505.8
40°	2943.8	2777.9	2376.5	1997.7	1737.6	1562.3	1473.8	1419.1	1419.1	1415.3	1411.6
42.5°	3102.1	2909.8	2429.3	1995.8	1688.6	1492.6	1364.5	1307.9	1298.5	1296.6	1306.0
45°	3286.8	3075.7	2500.9	1993.9	1645.3	1413.5	1257.0	1176.0	1170.3	1151.5	1155.3
47.5°	3499.7	3252.8	2581.9	1986.4	1590.6	1319.2	1134.5	1046.0	1017.7	1006.4	998.8
50°	3731.5	3439.4	2653.5	1977.0	1519.0	1206.1	1010.2	914.0	878.2	859.4	850.0
52.5°	3989.7	3624.1	2727.0	1958.1	1432.3	1096.8	897.1	801.0	759.5	742.5	736.9
55°	4234.7	3812.6	2785.5	1931.7	1345.6	981.9	791.5	704.8	670.9	663.4	661.5
57.5°	4466.5	3985.9	2836.3	1888.4	1247.6	885.8	710.5	637.0	610.6	618.2	616.3
60°	4677.6	4136.7	2859.0	1822.4	1147.7	791.5	644.5	584.2	569.2	584.2	582.3
62.5°	4881.1	4247.9	2853.3	1739.5	1044.1	718.0	584.2	537.1	533.3	565.4	567.3
65°	4971.6	4270.5	2794.9	1617.0	934.8	642.7	527.7	476.8	476.8	497.5	501.3
67°	*4967.8*	*4206.4*	*2683.7*	*1485.1*	*842.4*	*591.8*	*486.2*	*441.0*	*435.3*	*448.5*	*446.7*
67.5°	4933.9	4168.8	2638.5	1449.3	821.7	578.6	474.9	431.6	427.8	439.1	435.3
70°	4628.6	3869.1	2376.5	1242.0	714.3	514.5	422.2	386.3	373.2	380.7	376.9
72.5°	4050.0	3341.4	1950.6	1010.2	618.2	444.8	369.4	329.8	314.7	303.4	295.9
75°	3218.9	2629.0	1494.5	801.0	505.1	375.0	309.1	262.0	228.0	231.8	228.0
77.5°	2418.0	1931.7	1076.1	612.5	390.1	299.7	233.7	188.5	164.0	177.2	171.5
80°	1724.4	1355.0	774.6	446.7	277.0	199.8	162.1	126.3	133.8	133.8	73.5
82.5°	1196.7	951.7	552.2	294.0	164.0	116.8	86.7	79.2	101.8	41.5	1.9
85°	365.6	309.1	214.8	105.5	52.8	32.0	18.8	32.0	11.3	1.9	0.0
87.5°	9.4	9.4	7.5	7.5	3.8	1.9	1.9	1.9	1.9	0.0	0.0
90°	0.0	0.0	0.0	0.0	0.0	0.0	0.0	0.0	0.0	0.0	0.0

Cooper Lighting Solutions Photometric Lab
1121 Highway 74 South
Peachtree City, GA 30269

LM-79-2019: Approved Method: Electrical and Photometric Measurements of Solid-State Lighting Products

Report Prepared for

Cooper Lighting Solutions

McGraw-Edison

Report Number: SP2-2501-321-1

Test Date: 04/09/2025

Luminaire Tested: GKO-PB1E-740-U-T4W

Data in this report applies to families of products including GKO-PB1E-740-U-T4W

Report Generated By FNC07603 / LDUCLS01DT447
Version: v7.04

Test Information

Test Method:	LM-79-2019
Report Number:	SP2-2501-321-1
Test Lab:	COOPER LIGHTING SOLUTIONS
Photometer:	SP2 - 165CM SPHERE
Measurement Geometry:	4π
Issue Date:	04/10/2025
Manufacturer:	COOPER LIGHTING SOLUTIONS
Product Line:	McGraw-Edison
Catalog Number:	**GKO-PB1E-740-U-T4W**
Description:	Gekko Wedge Wall Pack Fixture 1 SQ w/ T4W distribution

Spectral Parameters

CCT (K):	3916	CRI (Ra):		71.0			
CIE u':	0.2259	R1:		67.4	R9:		-37.9
CIE v':	0.5049	R2:		78.3	R10:		48.9
Duv:	0.0014	R3:		87.2	R11:		64.6
CIE x:	0.3853	R4:		69.5	R12:		40.9
CIE y:	0.3827	R5:		67.2	R13:		69.2
CIE z:	0.2321	R6:		69.3	R14:		92.7
Peak Wavelength (nm):	449	R7:		79.9	R15:		59.8
Dominant Wavelength (nm):	578	R8:		48.9			
Purity:	30.46652						

Rf:	73.5
Rg:	93.5

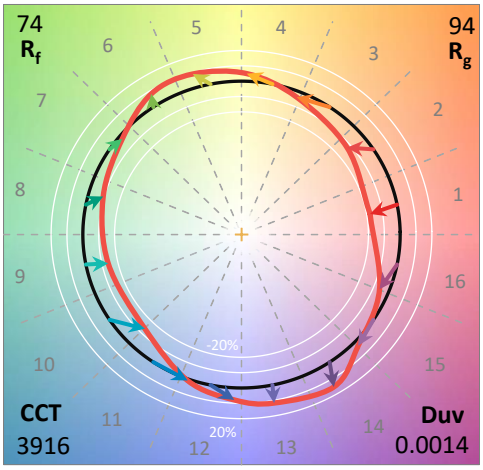

Test Conditions

Stabilization Time:	33M
Operation Time:	1H 33M
Sphere Temperature (°C):	25.0

Measurement and Test Equipment			
Instrument	Identification Number	Calibration Date	Calibration Due Date
Photometer	IN2187	1/6/2025	7/6/2025
Power Meter	INXT2011002	1/21/2025	1/21/2026
AC Power Source	IN0458	10/22/2024	10/22/2025
DC Power Source	IN0212	10/22/2024	10/22/2025
Sphere Thermometer	IN4036B	10/22/2024	10/22/2025
Room Thermometer	IN0046	10/22/2024	10/22/2025

REPORT NUMBER: SP2-2501-321-1

CIE 1931 Chromaticity Diagram

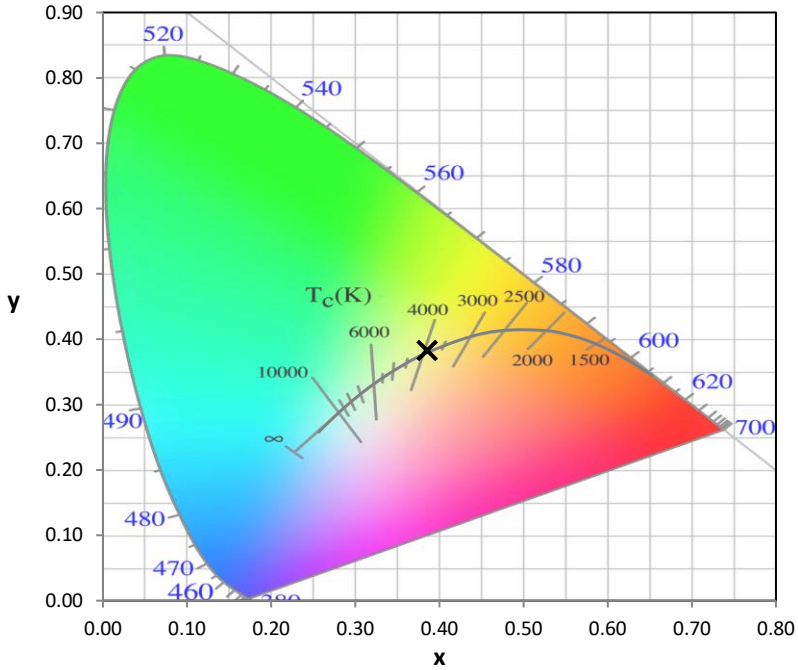

CIE 1931 Chromaticity Diagram with 2017 ANSI 7-Step and 4-Step Quadrangles

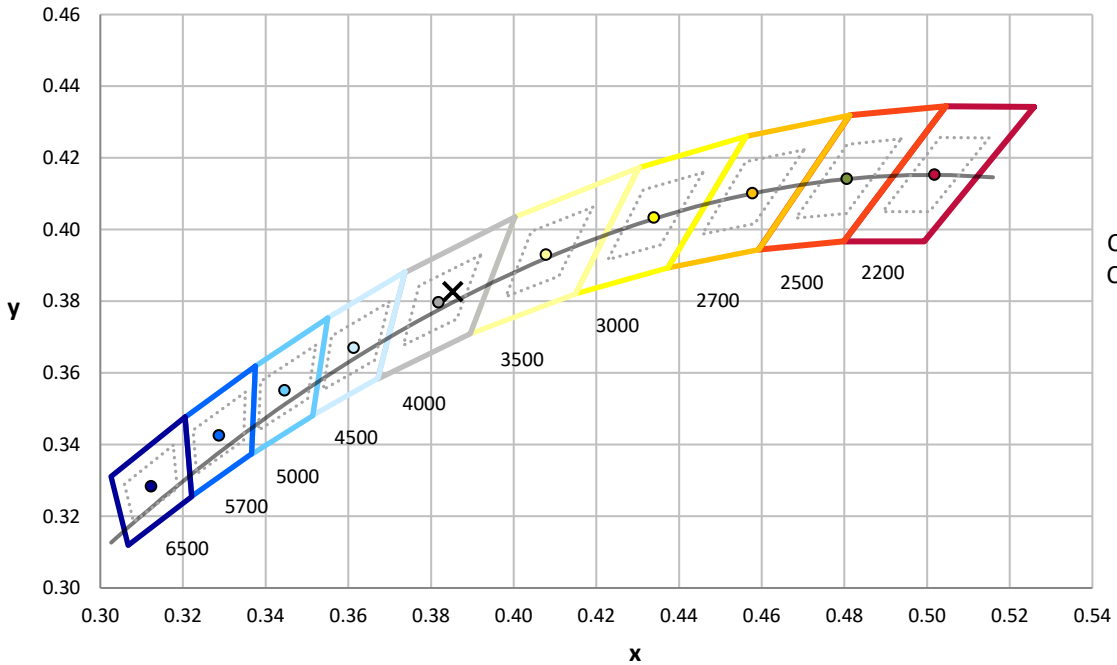

CCT = 3916K
CIE x = 0.3853
CIE y = 0.3827
Duv = 0.0014

Point lies inside the ANSI 4000K 4-step quadrangle

REPORT NUMBER: SP2-2501-321-1

Photopic Flux vs. Wavelength

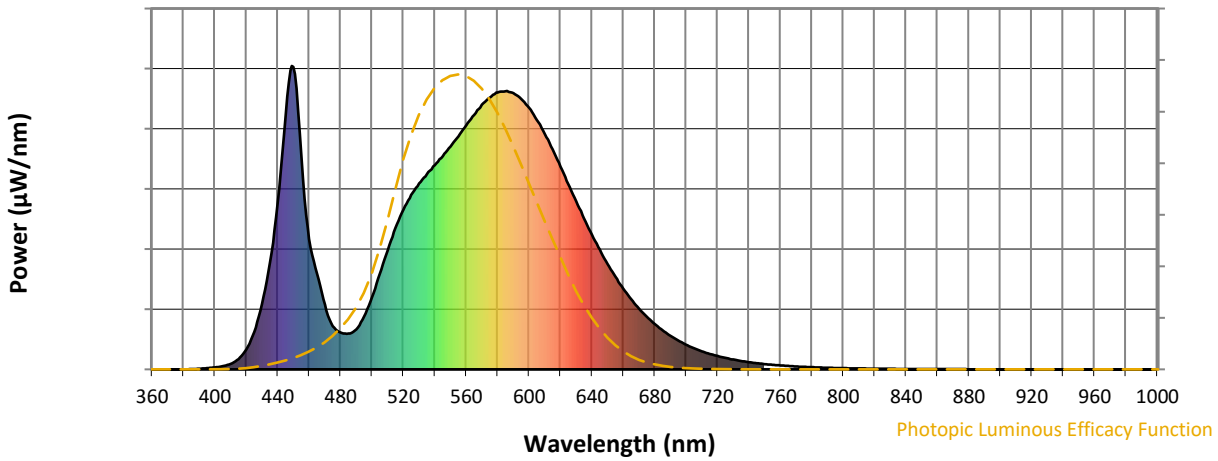

Photopic Lumens: NR

λ (nm)	Power W^/nm	Lumens (ϕ/nm)	λ (nm)	Power W^/nm	Lumens (ϕ/nm)	λ (nm)	Power W^/nm	Lumens (ϕ/nm)	λ (nm)	Power W^/nm	Lumens (ϕ/nm)	λ (nm)	Power W^/nm	Lumens (ϕ/nm)
360	0	NR	490	132	NR	620	668	NR	750	17	NR	880	1	NR
365	0	NR	495	174	NR	625	611	NR	755	15	NR	885	0	NR
370	0	NR	500	238	NR	630	554	NR	760	13	NR	890	0	NR
375	0	NR	505	314	NR	635	498	NR	765	11	NR	895	0	NR
380	0	NR	510	392	NR	640	445	NR	770	10	NR	900	0	NR
385	1	NR	515	467	NR	645	394	NR	775	8	NR	905	0	NR
390	2	NR	520	526	NR	650	347	NR	780	7	NR	910	0	NR
395	4	NR	525	575	NR	655	305	NR	785	6	NR	915	0	NR
400	6	NR	530	613	NR	660	266	NR	790	5	NR	920	0	NR
405	10	NR	535	644	NR	665	231	NR	795	5	NR	925	0	NR
410	18	NR	540	673	NR	670	200	NR	800	4	NR	930	0	NR
415	34	NR	545	703	NR	675	174	NR	805	4	NR	935	0	NR
420	66	NR	550	734	NR	680	150	NR	810	3	NR	940	0	NR
425	124	NR	555	768	NR	685	129	NR	815	3	NR	945	0	NR
430	216	NR	560	804	NR	690	111	NR	820	2	NR	950	0	NR
435	352	NR	565	838	NR	695	95	NR	825	2	NR	955	0	NR
440	548	NR	570	872	NR	700	81	NR	830	2	NR	960	0	NR
445	836	NR	575	896	NR	705	69	NR	835	2	NR	965	0	NR
450	997	NR	580	913	NR	710	60	NR	840	1	NR	970	0	NR
455	705	NR	585	917	NR	715	51	NR	845	1	NR	975	0	NR
460	429	NR	590	911	NR	720	44	NR	850	1	NR	980	0	NR
465	316	NR	595	891	NR	725	38	NR	855	1	NR	985	0	NR
470	213	NR	600	862	NR	730	32	NR	860	1	NR	990	0	NR
475	143	NR	605	822	NR	735	28	NR	865	1	NR	995	0	NR
480	121	NR	610	776	NR	740	24	NR	870	1	NR	1000	0	NR
485	118	NR	615	725	NR	745	20	NR	875	1	NR			

REPORT NUMBER: SP2-2501-321-1

Scotopic Flux vs. Wavelength

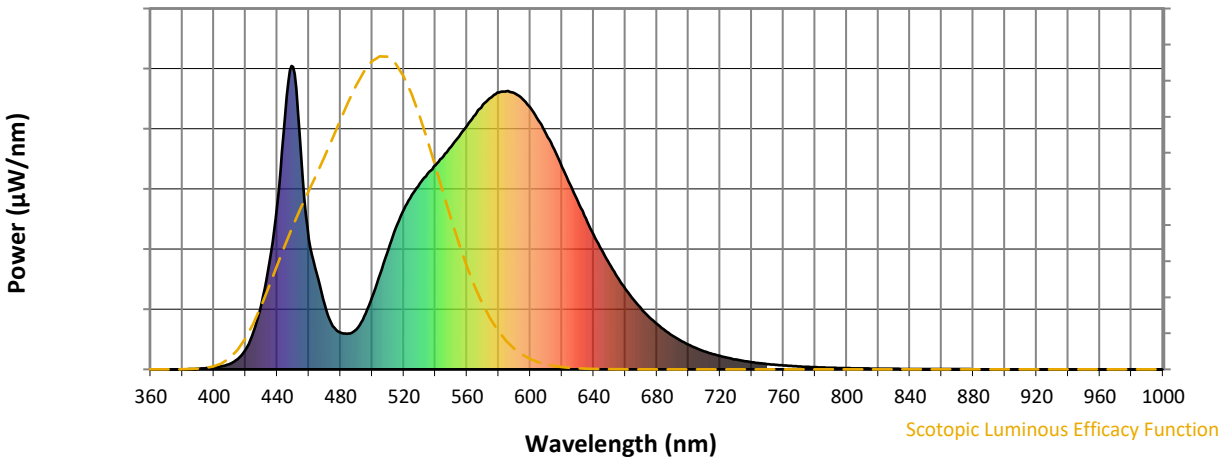

Scotopic Lumens: NR **S/P: 1.49**

λ (nm)	Power W^/nm	Lumens (ϕ/nm)	λ (nm)	Power W^/nm	Lumens (ϕ/nm)	λ (nm)	Power W^/nm	Lumens (ϕ/nm)	λ (nm)	Power W^/nm	Lumens (ϕ/nm)	λ (nm)	Power W^/nm	Lumens (ϕ/nm)
360	0	NR	490	132	NR	620	668	NR	750	17	NR	880	1	NR
365	0	NR	495	174	NR	625	611	NR	755	15	NR	885	0	NR
370	0	NR	500	238	NR	630	554	NR	760	13	NR	890	0	NR
375	0	NR	505	314	NR	635	498	NR	765	11	NR	895	0	NR
380	0	NR	510	392	NR	640	445	NR	770	10	NR	900	0	NR
385	1	NR	515	467	NR	645	394	NR	775	8	NR	905	0	NR
390	2	NR	520	526	NR	650	347	NR	780	7	NR	910	0	NR
395	4	NR	525	575	NR	655	305	NR	785	6	NR	915	0	NR
400	6	NR	530	613	NR	660	266	NR	790	5	NR	920	0	NR
405	10	NR	535	644	NR	665	231	NR	795	5	NR	925	0	NR
410	18	NR	540	673	NR	670	200	NR	800	4	NR	930	0	NR
415	34	NR	545	703	NR	675	174	NR	805	4	NR	935	0	NR
420	66	NR	550	734	NR	680	150	NR	810	3	NR	940	0	NR
425	124	NR	555	768	NR	685	129	NR	815	3	NR	945	0	NR
430	216	NR	560	804	NR	690	111	NR	820	2	NR	950	0	NR
435	352	NR	565	838	NR	695	95	NR	825	2	NR	955	0	NR
440	548	NR	570	872	NR	700	81	NR	830	2	NR	960	0	NR
445	836	NR	575	896	NR	705	69	NR	835	2	NR	965	0	NR
450	997	NR	580	913	NR	710	60	NR	840	1	NR	970	0	NR
455	705	NR	585	917	NR	715	51	NR	845	1	NR	975	0	NR
460	429	NR	590	911	NR	720	44	NR	850	1	NR	980	0	NR
465	316	NR	595	891	NR	725	38	NR	855	1	NR	985	0	NR
470	213	NR	600	862	NR	730	32	NR	860	1	NR	990	0	NR
475	143	NR	605	822	NR	735	28	NR	865	1	NR	995	0	NR
480	121	NR	610	776	NR	740	24	NR	870	1	NR	1000	0	NR
485	118	NR	615	725	NR	745	20	NR	875	1	NR			

REPORT NUMBER: SP2-2501-321-1

Melanopic Flux vs. Wavelength

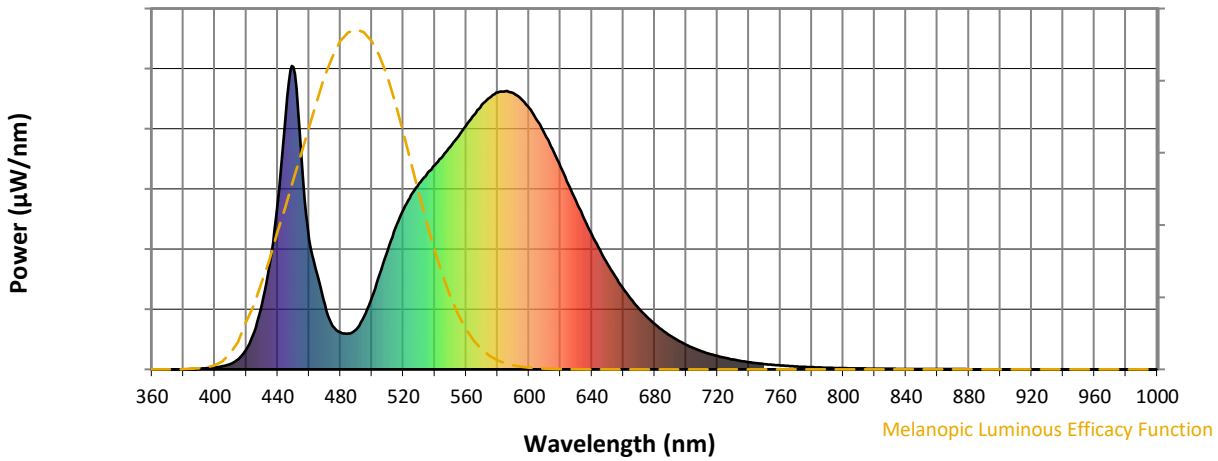

Melanopic Lumens: NR **M/P: 2.88**

λ (nm)	Power W^/nm	Lumens (ϕ/nm)	λ (nm)	Power W^/nm	Lumens (ϕ/nm)	λ (nm)	Power W^/nm	Lumens (ϕ/nm)	λ (nm)	Power W^/nm	Lumens (ϕ/nm)	λ (nm)	Power W^/nm	Lumens (ϕ/nm)
360	0	NR	490	132	NR	620	668	NR	750	17	NR	880	1	NR
365	0	NR	495	174	NR	625	611	NR	755	15	NR	885	0	NR
370	0	NR	500	238	NR	630	554	NR	760	13	NR	890	0	NR
375	0	NR	505	314	NR	635	498	NR	765	11	NR	895	0	NR
380	0	NR	510	392	NR	640	445	NR	770	10	NR	900	0	NR
385	1	NR	515	467	NR	645	394	NR	775	8	NR	905	0	NR
390	2	NR	520	526	NR	650	347	NR	780	7	NR	910	0	NR
395	4	NR	525	575	NR	655	305	NR	785	6	NR	915	0	NR
400	6	NR	530	613	NR	660	266	NR	790	5	NR	920	0	NR
405	10	NR	535	644	NR	665	231	NR	795	5	NR	925	0	NR
410	18	NR	540	673	NR	670	200	NR	800	4	NR	930	0	NR
415	34	NR	545	703	NR	675	174	NR	805	4	NR	935	0	NR
420	66	NR	550	734	NR	680	150	NR	810	3	NR	940	0	NR
425	124	NR	555	768	NR	685	129	NR	815	3	NR	945	0	NR
430	216	NR	560	804	NR	690	111	NR	820	2	NR	950	0	NR
435	352	NR	565	838	NR	695	95	NR	825	2	NR	955	0	NR
440	548	NR	570	872	NR	700	81	NR	830	2	NR	960	0	NR
445	836	NR	575	896	NR	705	69	NR	835	2	NR	965	0	NR
450	997	NR	580	913	NR	710	60	NR	840	1	NR	970	0	NR
455	705	NR	585	917	NR	715	51	NR	845	1	NR	975	0	NR
460	429	NR	590	911	NR	720	44	NR	850	1	NR	980	0	NR
465	316	NR	595	891	NR	725	38	NR	855	1	NR	985	0	NR
470	213	NR	600	862	NR	730	32	NR	860	1	NR	990	0	NR
475	143	NR	605	822	NR	735	28	NR	865	1	NR	995	0	NR
480	121	NR	610	776	NR	740	24	NR	870	1	NR	1000	0	NR
485	118	NR	615	725	NR	745	20	NR	875	1	NR			

REPORT NUMBER: SP2-2501-321-1

TM-30-18

Summary

R_f = 73.5
R_g = 93.5
CIE R_a = 71.0
R_9 = -37.9

Spectral Power Distribution Comparison

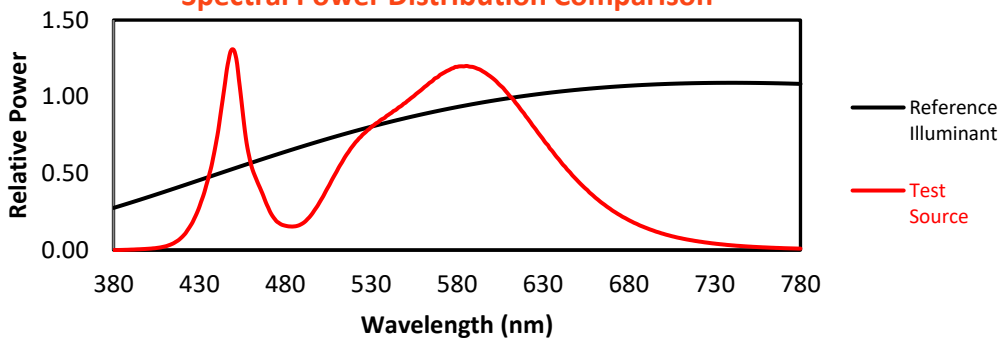

Color Vector Graphics

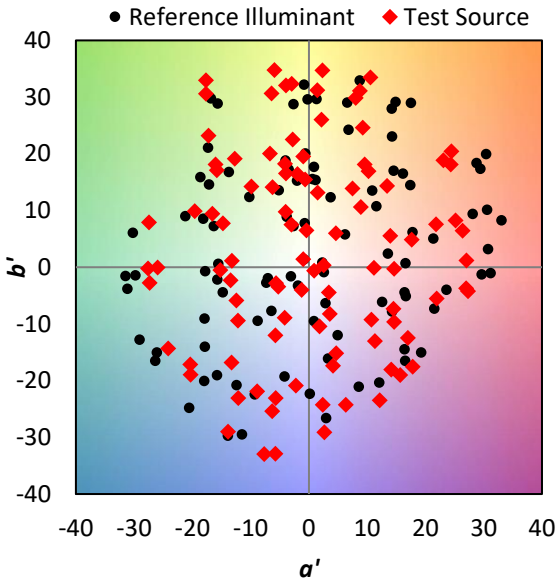

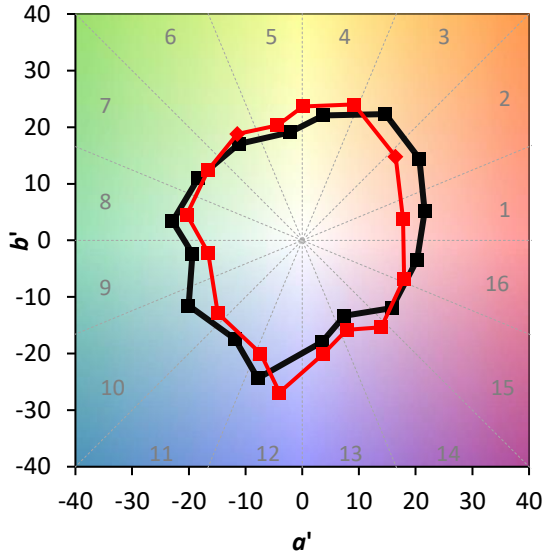

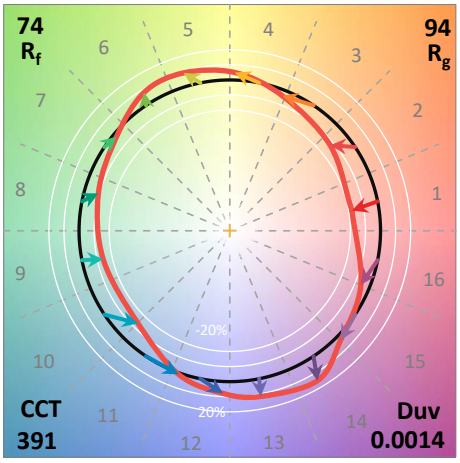

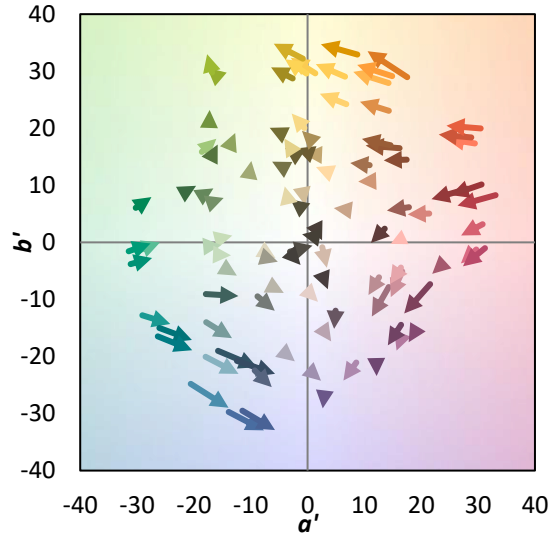

Individual Sample Fidelity Index ($R_{f,i}$)

CES01 = 85	CES26 = 62	CES51 = 88	CES76 = 51
CES02 = 61	CES27 = 88	CES52 = 87	CES77 = 70
CES03 = 30	CES28 = 81	CES53 = 77	CES78 = 54
CES04 = 70	CES29 = 66	CES54 = 84	CES79 = 81
CES05 = 47	CES30 = 82	CES55 = 83	CES80 = 79
CES06 = 50	CES31 = 69	CES56 = 73	CES81 = 77
CES07 = 40	CES32 = 61	CES57 = 72	CES82 = 91
CES08 = 39	CES33 = 77	CES58 = 73	CES83 = 90
CES09 = 29	CES34 = 70	CES59 = 85	CES84 = 86
CES10 = 74	CES35 = 84	CES60 = 89	CES85 = 77
CES11 = 57	CES36 = 91	CES61 = 81	CES86 = 71
CES12 = 63	CES37 = 79	CES62 = 85	CES87 = 76
CES13 = 42	CES38 = 92	CES63 = 72	CES88 = 80
CES14 = 74	CES39 = 96	CES64 = 64	CES89 = 70
CES15 = 71	CES40 = 91	CES65 = 61	CES90 = 79
CES16 = 46	CES41 = 93	CES66 = 57	CES91 = 75
CES17 = 49	CES42 = 81	CES67 = 54	CES92 = 58
CES18 = 56	CES43 = 77	CES68 = 63	CES93 = 75
CES19 = 72	CES44 = 99	CES69 = 73	CES94 = 52
CES20 = 65	CES45 = 85	CES70 = 56	CES95 = 65
CES21 = 86	CES46 = 83	CES71 = 49	CES96 = 76
CES22 = 78	CES47 = 86	CES72 = 83	CES97 = 84
CES23 = 92	CES48 = 77	CES73 = 46	CES98 = 75
CES24 = 91	CES49 = 81	CES74 = 93	CES99 = 62
CES25 = 72	CES50 = 87	CES75 = 52	

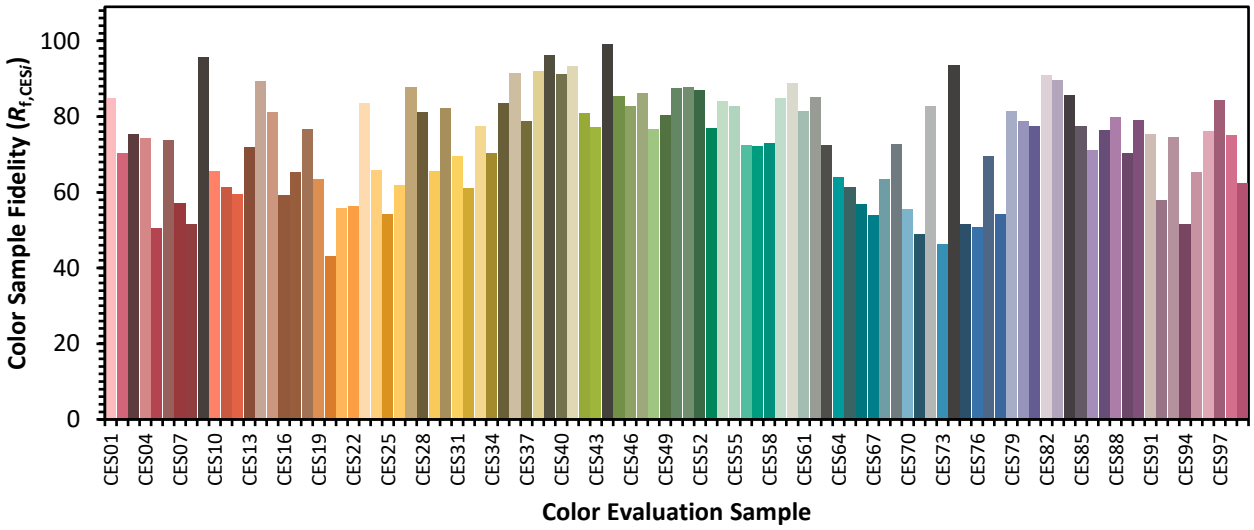

Color Rendition by Hue-Angle Bin

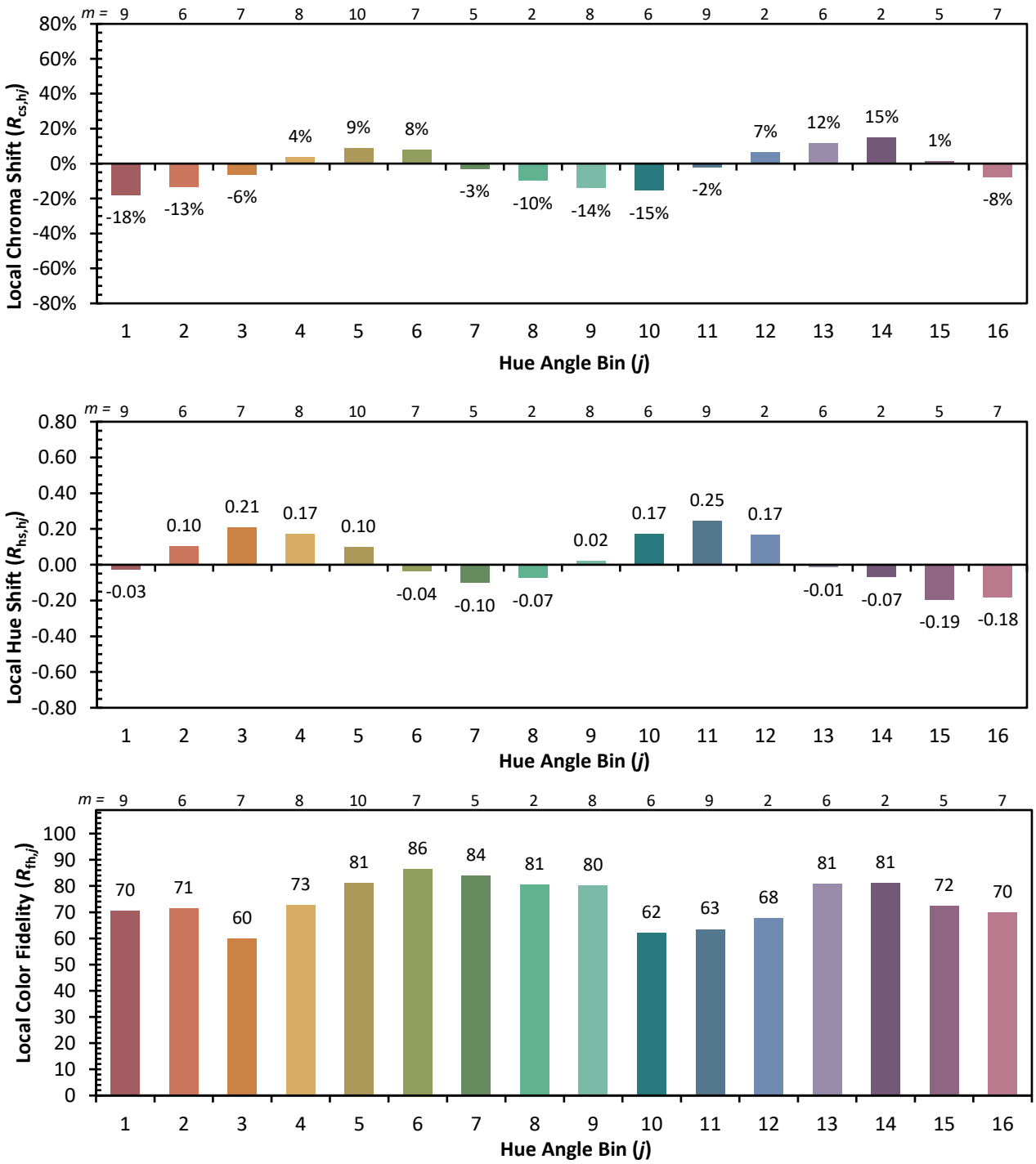

Measure Comparisons

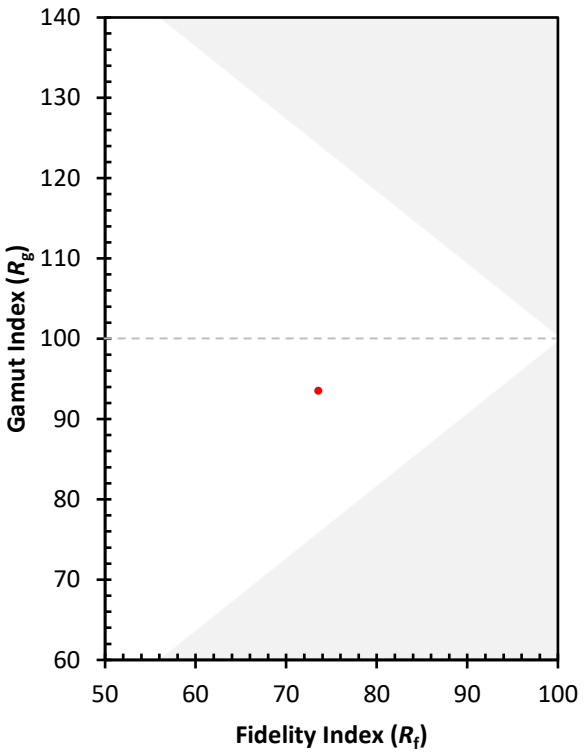

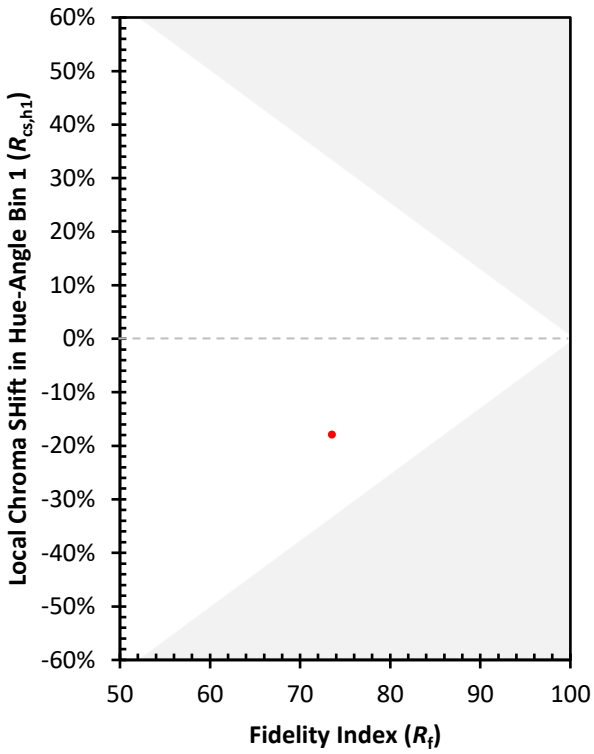

(END OF REPORT)